

HARMONY[®]
SOUND PROCESSOR
LED QUICK REFERENCE CARD






www.AdvancedBionics.com



Recipient's
Name:

 Left Ear
  Right Ear

Color	Feature	Harmony LED Functional Description	Programmable	Turned On?	Program #
 Orange	Battery Status	<p>When a PowerCel is inserted onto the processor module, the ORANGE LED will blink as follows:</p> <ul style="list-style-type: none"> • 3 to 4 quick flashes indicate that the PowerCel is fully charged. • 2 quick flashes indicate that the PowerCel is sufficiently charged to power the system. • 1 quick flash indicates that the PowerCel charge is nearly depleted. • No flash indicates that the battery must be changed immediately. 	No		
	Low Battery Indicator	When the PowerCel is near depletion, a steady ORANGE light will illuminate indicating that it is time to change the PowerCel. Once the battery is fully depleted, no light will emit from the processor, and no sound will be transmitted to the implant. Replace PowerCel as soon as possible.	Yes	<input type="checkbox"/> Yes <input type="checkbox"/> No	<input type="checkbox"/> 1 <input type="checkbox"/> 2 <input type="checkbox"/> 3
	Change Battery Indicator	When the PowerCel is depleted to the point that it is unable to support stimulation but not completely depleted, the ORANGE light will blink twice every 3 seconds, and no sound will be transmitted to the implant.	Yes	<input type="checkbox"/> Yes <input type="checkbox"/> No	<input type="checkbox"/> 1 <input type="checkbox"/> 2 <input type="checkbox"/> 3
 Green	Mic / System Status	Flashes in response to loud sounds. The GREEN light will NOT flicker in response to loud sounds if the built-in telecoil is enabled and/or when AGC is disabled.	Yes	<input type="checkbox"/> Yes <input type="checkbox"/> No	<input type="checkbox"/> 1 <input type="checkbox"/> 2 <input type="checkbox"/> 3
	Mic Test Mode	Steady GREEN light indicates an empty program slot available for mic testing.	No		
 Red	Communication Status	The RED light blinks at 1-second intervals indicating no lock with implant. This status LED is automatically disabled when built-in telecoil is enabled.	No		
	IntelliLink™	The RED light blinks rapidly to indicate a mismatch between the processor and implant.	No		
	Error Conditions	Steady RED light indicates that an error condition has occurred. Remove the PowerCel and reinsert it to reset the processor.	No		

3-01213-B

Harmony Sound Processor