



# THE ADVENTURES OF BIG BUDDY



A Children's Story and Coloring Book  
by Advanced Bionics®



To learn more about the Bionic Family,  
download fun listening games and activities  
for children of all ages, and connect with  
other families on the hearing journey,  
visit [www.BionicEar.com](http://www.BionicEar.com).




When Buddy was a young monkey, his mom and dad noticed that he could not hear as well as his brother or his friends.




His mom and dad took Buddy to see Amy Audiologist. Amy helps people who have trouble hearing. Amy put Buddy and his mom in a special room where he listened to some very soft sounds.



Then, Amy played games with Buddy to see if he could understand certain words.




Amy gave Buddy two big hearing aids to help him hear a little better.  
The hearing aids felt kinda funny at first, but Buddy didn't mind.



Even with his hearing aids, Buddy had a hard time understanding his brother JoJo when they played together.



Buddy went to a special class at school with other children who had trouble hearing. His teacher, Mrs. Twinkletoes, helped Buddy learn to listen, but he still had a very hard time understanding what she was saying.




Amy Audiologist asked Buddy and his parents to come visit her again to learn about the bionic ear. Amy knew that Buddy would be able to hear better with the bionic ear than he could with his hearing aids.






Amy showed Buddy the part of the bionic ear that he would wear outside his ear. She also told Buddy and his parents about the operation he would have for the part that goes inside his ear.


# ENT DEPARTMENT



Buddy and his parents visited Dr. Fixemup's ENT Department and learned all about the bionic ear. Buddy got to meet another boy named Chuckle Buckle who already had a bionic ear.




Then, Dr. Fixemup did lots of special tests to make sure that the bionic ear was the right thing to help Buddy hear better.




A few weeks later, Buddy was ready to go to the hospital for his operation. He packed his own suitcase and brought along his favorite stuffed animal, which he named Bionic Buddy.



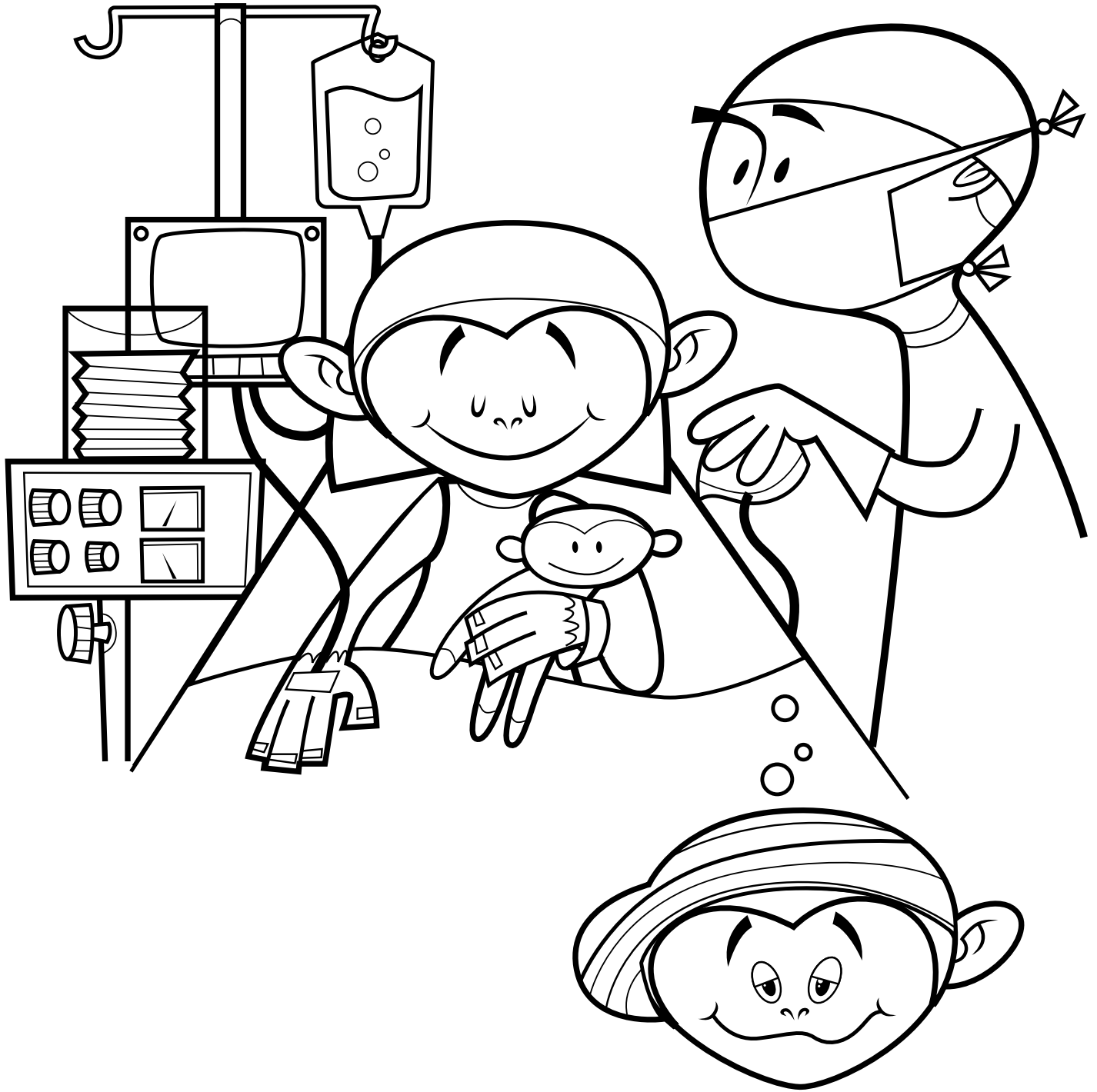
When Buddy got to the hospital, Nurse Pillowfluff gave him a wristband with his name on it. All the doctors and nurses were so nice, and that made Buddy very happy.




Nurse Pillowfluff brought Buddy some special clothes and told him that all the doctors and nurses wear fun clothes during the operation - it's kind of like playing dress up.



Then, Nick Nascar, the orderly, gave Buddy a ride down the hallway on a bed with wheels. Buddy asked him to go fast like a race car.




In the operating room, Dr. Fixemup gave Buddy some medicine to make him sleepy. While Buddy was asleep, the doctor put part of the bionic ear inside his ear. When Buddy woke up, the operation was all over and his head was a little sore.




The first people Buddy saw were his parents standing next to him. His mom kissed the bandage on his head and that made him feel a lot better. Buddy and his parents spent the night in the hospital together and went home the next morning.




The following week, Buddy went back to Mrs. Twinkletoes' class. He had a much smaller bandage on than the one he wore in the hospital. Buddy's bionic ear had not been turned on, so he couldn't hear with it yet, but he was happy to be back with his friends.




A month later, Buddy and his parents went back to see Amy Audiologist. Amy was ready to turn on Buddy's bionic ear so he could begin to hear with it.




Amy showed Buddy how to put on the outside parts of the bionic ear. Buddy put one part behind his ear. He put the other part against his head, and it stayed in place like magic because it had a magnet in it. Now the outside parts could talk to the inside parts and Buddy was ready to begin to hear.




Amy and Buddy played listening games while Buddy was getting used to the new sound. Hey, what was that? Buddy could hear Amy even though it sounded a lot different than it did with his hearing aids.




Buddy wore his bionic ear every minute of the day and tried to understand sounds he never heard with his hearing aids. His dog, Huckleberry, made sounds that were weird and loud, but Buddy knew that Huckleberry was just speaking in doggy language. And, dogs love to talk real real loud. Arf! Arf!



When Buddy went back to school, he was not used to all the different sounds in Mrs. Twinkletoes classroom because he had never heard them with his hearing aids. It was confusing. Mrs. Twinkletoes helped Buddy learn to listen. It took a lot of practice and a lot of time.



Everyday, Buddy practices listening with his family and friends. He also practices listening to all kinds of new sounds. This helps him learn to understand everything better. He says that the more he practices, the easier it is for him.



Buddy is the happiest monkey in the world because his parents, his brother JoJo, Mrs. Twinkletoes, Amy Audiologist, Dr. Fixemup, Nurse Pillowfluff and his best friend Huckleberry have helped him hear with his bionic ear.





[www.BionicEar.com](http://www.BionicEar.com)

#### Headquarters

Advanced Bionics,\* LLC  
12740 San Fernando Road  
Sylmar, CA 91342, USA  
877.829.0026 in US and Canada  
800.678.3575 TTY  
661.362.1400  
661.362.1500 Fax  
info@AdvancedBionics.com

#### Europe

Advanced Bionics SARL  
76 rue de Battenheim  
68170 Rixheim, France  
+33 (0) 3.89.65.98.00  
+33 (0) 3.89.65.50.05 Fax  
europe@AdvancedBionics.com

#### Asia-Pacific

Advanced Bionics Asia-Pacific Limited  
Suite 4203, 42/F, Tower One  
Lippo Centre, 89 Queensway  
Hong Kong  
852.2526.7668  
852.2526.7628 Fax  
AP@AdvancedBionics.com

#### Latin America

Advanced Bionics  
Mann Biomedical Park  
25129 Rye Canyon Loop  
Valencia, CA 91355, USA  
661.362.1840  
661.362.4604 Fax  
LA@AdvancedBionics.com