

# AutoSense OS™ 3.0 Operating System

*Allowing Marvel CI users to seamlessly connect with the moments they love*

## INTRODUCTION

As cochlear implant (CI) recipients move through their day, they encounter a variety of acoustic environments, each of which places unique listening demands upon them. AutoSense OS 3.0, first introduced in Phonak hearing aids, is an operating system designed to automatically steer sound processing, optimizing hearing performance and recipient comfort while minimizing the need for manual changes<sup>1,2</sup>. In the Advanced Bionics Naída™ CI M Sound processor and Sky CI™ M sound processor, AutoSense OS 3.0 and AutoSense Sky OS 3.0 have been adapted and optimized for CI users.

## HOW DOES AUTONSENSE OS 3.0 WORK?

AutoSense OS 3.0 leverages artificial intelligence that was trained using modern machine learning methods. Training this system for classification of listening environments involved analysis of thousands of sound scenes that reflect the broad range of acoustic experiences that are encountered during daily life. The result is a system that monitors acoustic parameters, including level differences, estimated signal-to-noise ratios, synchrony of temporal onsets across frequency bands, amplitude, and spectral information. Every 0.4 seconds, the algorithm calculates the statistical probability that the listening environment matches one of seven pre-defined sound classes. Based on these probabilities, AutoSense OS 3.0 determines a combination or blend of sound classes that best matches the listener's environment. The appropriate blend of sound classes, features, and settings for that environment is then automatically activated. This optimizes sound quality and speech intelligibility by applying sound processing intelligently based on real-time analysis of the listening environment.

Acoustic environments are classified into seven different sound classes: Calm situation, Speech in noise, Speech in

loud noise, Speech in car, Comfort in noise, Comfort in echo, and Music (see Figure 1). Of these, Speech in loud noise, Music, and Speech in car are exclusive classes, meaning that these classes cannot be blended with other sound classes. The other four sound classes can be activated either exclusively or as a blend, with the possibility for up to three sound classes to be blended at once. For example, Comfort in echo, Comfort in noise, and Speech in noise may be blended when the listener is having a conversation in a moderately noisy environment with high ceilings. This advanced technology allows AutoSense OS 3.0 to create over 200 possible settings that are designed to optimize listening based on the CI user's dynamic sound environment and the settings programmed by the professional. In addition to classifying acoustic environments, AutoSense OS 3.0 is the first in the industry to classify streamed audio signals. Streamed input is classified as Media speech or Media music, and the appropriate parameters are adjusted to optimize the listener's audio streaming experience, whether they are watching TV, listening to music, or streaming podcasts.

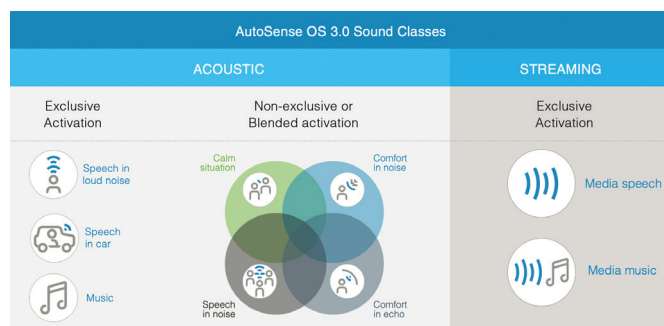


Figure 1: Acoustic and streaming classification in AutoSense OS 3.0.

(A) Audio samples

(B) Probability

(C) Mic modes & comfort features

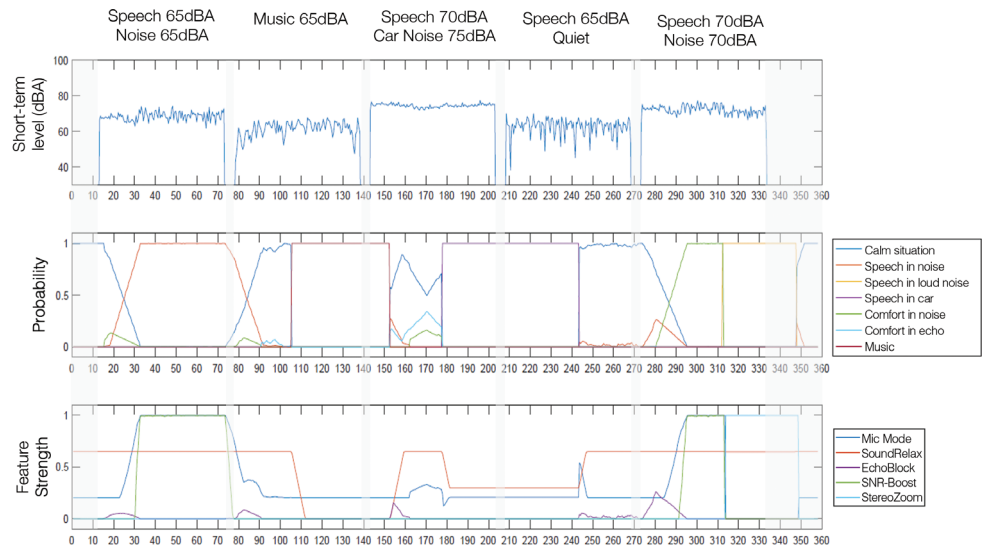


Figure 2: The classification of acoustic input by AutoSense OS 3.0. Panel A depicts audio samples from five sound environments — speech and noise at 65 dBA (Speech in noise), music at 65 dBA (Music), speech at 70 dBA in 75 dBA car noise (Speech in car), speech in quiet at 65 dBA, and speech and noise at 70 dBA each. Each audio sample is 60 seconds in duration. Panel B shows the corresponding statistical probabilities calculated by AutoSense OS 3.0 for the acoustic input matching the seven sound classes either exclusively (i.e., 100%) or in a blended manner. Panel C depicts how the strengths and the blend of the microphone modes as well as front-end processing features automatically change accordingly over time. Microphone (mic) mode varies from omnidirectional (T-Mic/RES) to more directional (UltraZoom) to maximum directionality (StereoZoom). The strength of SNR-Boost is varied depending on the presence of noise. Depending on the probability match with Comfort in echo, EchoBlock strength is varied. The microphone modes and comfort features named here and in Figure 3 are defined in Table 1.

Clinicians can review the proportion of time each sound class (acoustic and streaming) is active via the datalog section of the Target CI programming software. Figure 3 shows sample data from a Marvel CI processor fit on the left ear of a recipient.

## MARVEL CI MICROPHONE MODES AND FRONT-END SOUND CLEANING FEATURES

Once finished with classifying the recipient's listening environment, AutoSense OS 3.0 activates the microphone mode and front-end processing feature(s) that are appropriate for that environment (Table 1). These features are complemented by AB sound processing technologies and proven noise reduction features like ClearVoice™ sound processing<sup>3-7</sup>, SoftVoice<sup>8,9</sup>, industry-leading wide Input Dynamic Range (IDR)<sup>10,11</sup>, dual-loop Automatic Gain Control (AGC)<sup>12,13</sup>, and Span<sup>14</sup>.

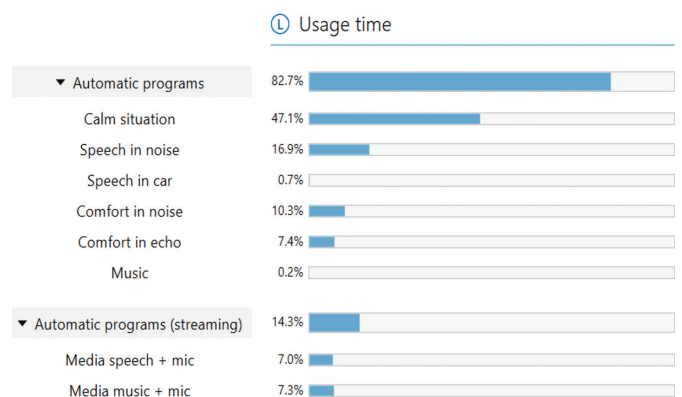


Figure 3: Example of information regarding AutoSense OS 3.0 activity from a unilateral CI recipient's datalog, as displayed in Target CI fitting software.

	FEATURE	PURPOSE
Microphone Modes	<b>Real Ear Sound (RES)</b>	Mimic response and benefit of the T-Mic <sup>15-18</sup> by mildly attenuating sounds from behind the listener <sup>19</sup>
	<b>UltraZoom</b>	Adaptively attenuate noise sources located on the sides and back to improve face-to-face speech understanding in noise <sup>20-25</sup>
	<b>UltraZoom &amp; SNR-Boost</b>	UltraZoom plus application of additional noise cancellation based on location of noise <sup>26</sup>
	<b>StereoZoom</b>	Create narrow focus for front-facing communication in extreme noise for bilateral or bimodal recipients <sup>21, 24</sup>
Front-end Processing Features (FEPs)	<b>NoiseBlock</b>	Reduce bothersome background noise (for M Acoustic Earhook users)
	<b>WindBlock</b>	Reduce bothersome impact of wind noise
	<b>SoundRelax</b>	Reduce bothersome impact of sudden impulse sounds
	<b>EchoBlock</b>	Reduce bothersome impact of reverberation

Table 1: Automatic microphone modes and front-end processing features available in the Marvel CI sound processor system.

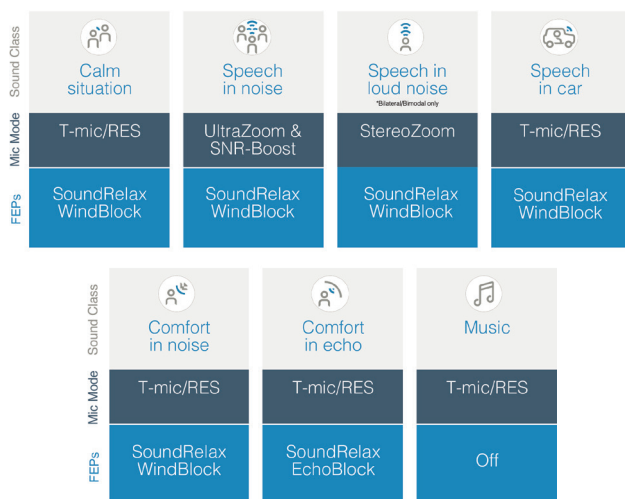


Figure 4: AutoSense OS 3.0 sound classes and associated microphone modes and front-end processing features (FEPs). Note that default strength settings for FEPs may vary by sound class.

Figure 4 displays a simplified overview of the microphone modes and front-end processing features that are activated within each acoustic sound class of AutoSense OS 3.0. The strength and the blend of the microphone modes and front-end processing features will change depending on the environment, which allows for optimized listening all day, every day. The seamless and automatic activation of these features is designed to allow CI users to move from one listening environment to the next without the need to manually adjust their sound processor settings as they go. Recipients do not need to manage various programs for different listening environments.

## CLINICAL RESULTS WITH AUTONSENSE OS 3.0

Studies with Phonak Marvel hearing aid users have demonstrated better speech perception in real-world listening conditions when using a program with AutoSense OS 3.0 technology<sup>1,2</sup>. Participants in these studies preferred the AutoSense OS 3.0 program to their manually selected program in all listening conditions. As a part of the Marvel CI development, multiple clinical studies provided evidence for an improved listening experience with AutoSense OS 3.0 in Advanced Bionics CI recipients<sup>27-29</sup>.

In one study completed at the labs of Advanced Bionics, LLC<sup>30</sup>, ten adult CI recipients underwent speech recognition tests in quiet and in noise. Target stimuli (AzBio sentences at 65 dBA) were presented from a loudspeaker at 0 degrees azimuth. Noise (multi-talker babble at +5 dB SNR) was presented from a loudspeaker positioned at 180 degrees.

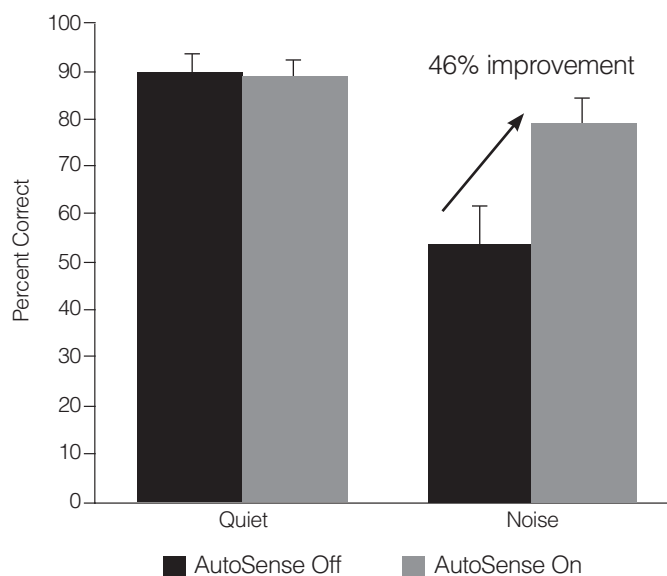


Figure 5: Speech recognition scores with the Marvel CI sound processor as a function of listening environment and AutoSense OS activity.

Figure 5 shows speech recognition scores in quiet and in noise with AutoSense OS 3.0 set to OFF and ON. As hypothesized, performance was equivalent in quiet, and an improvement (46%) was observed in noise with AutoSense OS 3.0 set to ON, demonstrating the benefit provided when AutoSense OS 3.0 adapts to the user's listening environment.

## AUTONSENSE SKY OS 3.0

AutoSense Sky OS 3.0 is the world's first operating system for a CI sound processor designed for children, Sky CI M<sup>31,32</sup>. AutoSense Sky OS 3.0 was developed specifically for the listening environments children experience to ensure that kids and teens have the optimal listening experience in their unique listening situations, including classrooms, libraries, the playground, and when listening to music. AutoSense Sky OS 3.0 applies customized settings without the need for manual adjustments, so kids and their parents can focus on more of life's great adventures and let the sound processor do the work.

## SUMMARY

AutoSense OS 3.0 and AutoSense Sky OS 3.0 combine innovations from AB and Phonak that are designed to provide adult and pediatric recipients with a powerful hearing experience and the ultimate ease of use throughout the day, reducing the need to manually switch programs. AutoSense OS 3.0 provides improved speech recognition in noisy listening environments by seamlessly activating the microphone modes and processing features that are appropriate for the environment in real time. The automatic adaptation to the listening environment enabled by AutoSense OS 3.0 allows Marvel CI users to stay fully connected to the world, rather than focusing on how their CI sound processor is functioning.

## REFERENCES

- Rodrigues T, Liebe S. (2018). Phonak AutoSense OS™ 3.0: The New & Enhanced Automatic Operating System. Phonak Insight, retrieved from [www.phonakpro.com/evidence](http://www.phonakpro.com/evidence), accessed January 22, 2021.
- Rakita L, Jones C. (2015). Performance and Preference of an Automatic Hearing Aid System in Real-World Listening Environments. *Hearing Review*, 22(12): 28.
- Buechner A, Brendel M, Saalfeld H, Litvak L, Frohne-Buechner C, Lenarz T. (2010). Results of a Pilot Study With a Signal Enhancement Algorithm for HiRes 120 Cochlear Implant Users: *Otology & Neurotology*. 31(9):1386-90.
- Advanced Bionics. (2012). ClearVoice. Clinical Results. White Paper.
- Koch DB, Quick A, Osberger MJ, Saoji A, Litvak L. (2014). Enhanced Hearing in Noise for Cochlear Implant Recipients: Clinical Trial Results for a Commercially Available Speech-Enhancement Strategy. *Otology & Neurotology*. 35(5): 803-809.
- Dingemans JG, Goedegebure A. (2015). Application of Noise Reduction Algorithm ClearVoice in Cochlear Implant Processing: Effects on Noise Tolerance and Speech Intelligibility in Noise in Relation to Spectral Resolution. *Ear and Hearing*. 36(3): 357-367.
- Wolfe J, Morais M, Schafer E, Agrawal S, Koch D. (2015). Evaluation of Speech Recognition of Cochlear Implant Recipients Using Adaptive, Digital Remote Microphone Technology and a Speech Enhancement Sound Processing Algorithm. *Journal of the American Academy of Audiology*. 26(5): 502-508.
- Holden LK, Firszt JB, Reeder RM, Dwyer NY, Stein AL, Litvak LM. (2018). Evaluation of a New Algorithm to Optimize Audibility in Cochlear Implant Recipients: *Ear and Hearing*. 40(4): 990-1000.
- Stein AL, Litvak LM, Kim E, Norris J. (2018). Improved Perception of Soft Sounds for Cochlear Implant Recipients. Presentation at the Emerging Issues in Cochlear Implantation - CI2018. 7-10 March, Washington, DC.
- Spahr AJ, Dorman MF, Loiseleur LH. (2007). Performance of Patients Using Different Cochlear Implant Systems: Effects of Input Dynamic Range: *Ear and Hearing*. 28(2): 260-275.
- Holden LK, Reeder RM, Firszt JB, Finley CC. (2011). Optimizing the Perception of Soft Speech and Speech in Noise with the Advanced Bionics Cochlear Implant System. *International Journal of Audiology*. 50(4): 255-269.
- Firszt JB, Holden LK, Skinner MW, Tobey EA, Peterson A, Gaggl W, Runge-Samuelson CL, Wackym PA. (2004). Recognition of Speech Presented at Soft to Loud Levels by Adult Cochlear Implant Recipients of Three Cochlear Implant Systems. *Ear and Hearing*. 25(4): 375-387.
- Boyle PJ, Büchner A, Stone MA, Lenarz T, Moore BC. (2009). Comparison of Dual-Time-Constant and Fast-Acting Automatic Gain Control (AGC) Systems in Cochlear Implants. *International Journal of Audiology*. 48(4): 211-21.
- Saoji A, Litvak L, Boyle P. (2010). SPAN: Improved Current Steering on the Advanced Bionics CII and HiRes90K System. *Cochlear Implants International*. 11(Suppl 1): 465-8.
- Gifford RH, Revit LJ. (2010). Speech Perception for Adult Cochlear Implant Recipients in a Realistic Background Noise: Effectiveness of Preprocessing Strategies and External Options for Improving Speech Recognition in Noise. *Journal of the American Academy of Audiology*. 21(7): 441-451.
- Kolberg ER, Sheffield SW, Davis TJ, Sunderhaus LW, Gifford RH. (2015). Cochlear Implant Microphone Location Affects Speech Recognition in Diffuse Noise. *Journal of the American Academy of Audiology*. 26(1): 51-58.
- Agrawal S. (2014). Technologies For Improving Speech Understanding In Noise In Cochlear Implant Recipients. Presentation at the 14th Symposium on Cochlear Implants in Children. 11-13 December, Nashville, TN.
- Advanced Bionics. (2015). Advanced Bionics Technologies for Understanding Speech in Noise. White Paper.
- Chen C, Stein AL, Milczynski M, Litvak LM, Reich A. (2015). Simulating Pinna Effect by Use of the Real Ear Sound Algorithm in Advanced Bionics CI Recipients: Conference on Implantable Auditory Prostheses. July 12-17, Lake Tahoe, CA.
- Buechner A, Dyballa K-H, Hehrmann P, Fredelake S, Lenarz T. (2014). Advanced Beamformers for Cochlear Implant Users: Acute Measurement of Speech Perception in Challenging Listening Conditions. Wanunu M, ed. *PLoS ONE*. 9(4):e95542.
- Advanced Bionics. (2015). Auto UltraZoom and StereoZoom Features: Unique Naïda CI Q90 Solutions for Hearing in Challenging Listening Environments. White Paper.
- Geißler G, Arweiler I, Hehrmann P, Lenarz T, Hamacher V, Büchner A. (2015). Speech Reception Threshold Benefits in Cochlear Implant Users with an Adaptive Beamformer in Real Life Situations. *Cochlear Implants International*. 16(2): 69-76.
- Agrawal S. (2016). Effectiveness of an Automatic Directional Microphone for Cochlear Implant Recipients. Presentation at the 43rd Annual Scientific and Technology Conference of the American Auditory Society. 3-5 March, Scottsdale, AZ.
- Ernst A, Anton K, Brendel M, Battmer RD. (2019). Benefit of Directional Microphones for Unilateral, Bilateral and Bimodal Cochlear Implant Users. *Cochlear Implants International*. 20(3):147-157.
- Dorman MF, Natale SC, Agrawal S. (2020). The Benefit of Remote and On-Ear Directional Microphone Technology Persists in the Presence of Visual Information. *Journal of the American Academy of Audiology*. DOI: 10.1055/s-0040-1718893. Online ahead of print.
- Naïda S and Zoom Technology. State of the Art Directionality for Power Users. (2011). Field Study News, retrieved from [www.phonakpro.com/evidence](http://www.phonakpro.com/evidence), accessed January 22, 2021.
- Strong D, Anderson M, Blanchard M, Dwyer N, Dwyer R, Firszt J, Gifford R, Holden L, Iannuzzi K, Morton S, Nelson M, Zlomke S, Thode S, Passmore C, Galster J. (2021). April 28 -May 1). Clinical Outcomes with a Next-generation Sound Processor. CI2021 Cochlear Implants in Children and Adults, Orlando, FL, USA. ePoster: 2349.
- Agrawal S, Banik A, Nair A, Ajimsha KM, Jagmaag F, Backer S, Pulibalathingall S, Manoj MP. (2021, April 28 -May 1). Evaluation of a Next Generation Cochlear Implant Sound Processor in Children. CI2021 Cochlear Implants in Children and Adults, Orlando, FL, USA. ePoster: 2323.
- Buechner A, Kliesch S, Bardt M, Lenarz T, Brendel M. (2021, April 28-May 1). Investigation of the Naïda Classification System for CI Users in Various Acoustic Situations. CI2021 Cochlear Implants in Children and Adults, Orlando, FL, USA. ePoster: 2187.
- Advanced Bionics. Data on file. D000028990.
- Feilner M, Rich S, Jones C. (2016). Automatic and Directional for Kids-Scientific Background and Implementation of Pediatric Optimized Automatic Functions. Phonak Insight, retrieved from [www.phonakpro.com/evidence](http://www.phonakpro.com/evidence), accessed January 22, 2021.
- Advanced Bionics. Data on file. D000023832.



### ADVANCED BIONICS LLC

28515 Westinghouse Place  
Valencia, CA 91355, United States  
T: +1.877.829.0026  
T: +1.661.362.1400  
F: +1.661.362.1500  
[info.us@advancedbionics.com](mailto:info.us@advancedbionics.com)

### ADVANCED BIONICS AG

Laubisrütistrasse 28  
8712 Stäfa, Switzerland  
T: +41.58.928.78.00  
F: +41.58.928.78.90  
[info.switzerland@advancedbionics.com](mailto:info.switzerland@advancedbionics.com)

For information on additional AB locations, please visit  
[advancedbionics.com/contact](https://advancedbionics.com/contact)

Advanced Bionics – A Sonova brand